

---

**MBOONI WEST SUB-COUNTY**  
**FORM 4 JOINT EXAMINATION 2014**  
**PHYSICS 232/3**  
**CONFIDENTIAL**

---

**Question 1****EACH STUDENT REQUIRES**

- ✓ Micrometer screw gauge (shared between 4 students)
- ✓ Vernier callipers
- ✓ Masses
  - ◆ 10g
  - ◆ 2 – 20g
  - ◆ 50g
  - ◆ 100g
- ✓ Helical spring ( $K = 0.08\text{N/cm}$ )
- ✓ Metre rule or half metre rule
- ✓ Complete retort stand

**Question 2**

- ✓ 2 plain papers (photocopy papers)
- ✓ 5 optical pins
- ✓ Glass block
- ✓ Softboard
- ✓ 4 thumb pins
- ✓ Triangular prism ( $60^\circ \times 60^\circ \times 60^\circ$ )

NAME ..... DATE .....

INDEX NO. .... SIGNATURE .....

232/3

PHYSICS

PAPER 3

PRACTICAL

JULY / AUGUST, 2014

TIME: 2 ¼ HOURS

## MBOONI WEST SUB - COUNTY FORM FOUR JOINT EXAMINATION 2014

*Kenya Certificate of Secondary Education*

232/3

PHYSICS

PAPER 3

PRACTICAL

TIME: 2 ½ HOURS

### INSTRUCTIONS TO CANDIDATES

- Write **your name** and **index number** in the spaces provided
- Answer **ALL** the questions in the spaces provided in the question paper.
- You are supposed to spend the first 15 minutes of the 2 ¼ hours allowed for this paper reading the whole paper carefully before commencing your work.
- Marks are given for clear record of observations made, their suitability, accuracy and the use made of them.
- Candidates are advised to record their observations as soon as they are made.
- **Non-programmable** silent electronic calculators and KNEC mathematical table may be used.
- This paper consists of 6 printed pages. Candidates should check to ensure that all pages are printed as indicated and no questions are missing

### FOR EXAMINER'S USE ONLY

Question 1

	a	b	c	d	f	g	h	i
<b>maxmum score</b>	1	1	1	2	6	4	2	3
<b>Candidate's scores</b>								

Question 2

	b(i)	b(ii)	e	f	g	h
<b>maxmum score</b>	2	2	6	5	2	3
<b>Candidate's scores</b>						

**Question 1**

You are provided with the following:-

- Vernier callipers
- Micrometer screw gauge
- Masses; 10g, 20g, 50g and 100g
- A helical spring
- Metre rule or half metre rule

Proceed as follows

- (a) Determine the number of complete turns of the helical spring.  
 $N =$  \_\_\_\_\_ (1 Mark)
- (b) Measure the external diameter of the spring using the vernier callipers  
 $D =$  \_\_\_\_\_ m (1 Mark)
- (c) Use the micrometer screw gauge to determine the diameter of the wire of the spring.  
 $d =$  \_\_\_\_\_ m (1 Mark)
- (d) Determine the value of  $m$  (2 Marks)  
 $N = \frac{0.4D}{dm}$

.....  
 .....  
 .....

- (e) Suspend the helical spring vertically alongside the clamped half metre rule as shown in figure 1 below.  
 Determine the length  $L_0$ , of the spring before loading it.

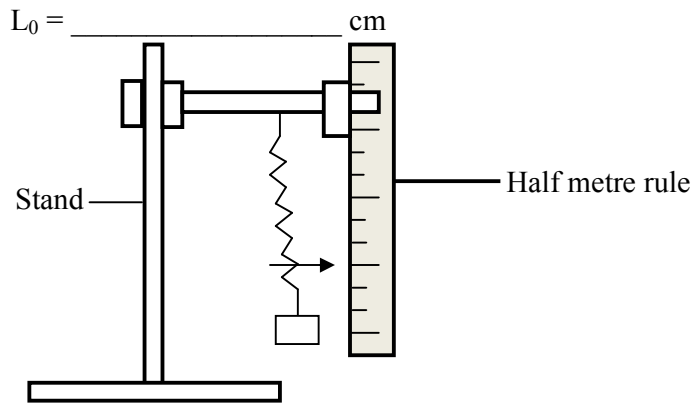


Figure 1


- (f) Load the spring with a mass of 20g and determine the new reading on the metre rule. (L) Record this in the table below.  
 Calculate the extension  $e = L - L_0$  due to the mass of 20g and record the value in the table given below.  
 Repeat step f for other masses and complete the table.

Mass (g)	0	10	20	30	40	50	60	70	80	90	100
Weight (N)											
Reading (L) (cm)											
Extension $e$ (cm)											
$\frac{1}{e}$ (cm <sup>-1</sup> )											

(6 Marks)

(g) Plot a graph of weight (N) against  $\frac{1}{e}$  (cm<sup>-1</sup>)

(4 Marks)



(h) Determine the slope (s) of the graph at a mass of 45g

(2 Marks)

.....

.....

(i) Given that  $m = \frac{-255T}{(S+60)^2}$

Determine the value of T where (S) is the slope at 45g

(3 Marks)

.....

.....

.....

.....

2. This question consists of two parts A and B attempt both parts.

**PART A**

You are provided with the following:

- 5 optical pins
- A glass block
- A plain paper
- A soft board
- 4 thumb pins

Proceed as follows:

(a) Fix the white piece of paper on softboard using the thumb pins provided. Place the glass slab on the white paper and draw the outline of the block on the paper. Remove the block and indicate the sides ABC and D as shown. On side BC determine the centres of side BC using your ruler and fix pin  $P_0$  as shown. Looking from one side at the opposite end of the slab fix pin  $P_1, P_2$  so that they are in with the image I of  $P_0$ . On the other side locate the same image using pins  $P_3$  and  $P_4$  as shown in figure 2. Remove the glass block and produce lines  $P_1, P_2$  and  $P_3, P_4$  to their points of intersection which is the position of the image I.

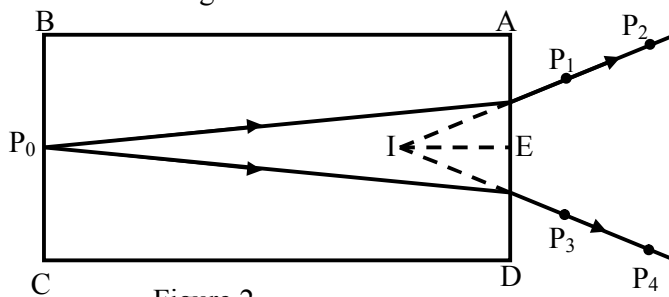


Figure 2

(b) (i) Using the half metre rule measure the lengths

$EP_0 = \underline{\hspace{2cm}} \text{ cm}$

(1 Mark)

$EI = \underline{\hspace{2cm}} \text{ cm}$

(1 Mark)

(ii) Work out the ratio  $n = \frac{EP_0}{EI}$  (2 d.p)

(1 Mark)

.....  
 .....

(iii) What does n represent?

(1 Mark)

.....  
 .....

**Part B**

You are provided with the following.

- A plain sheet of paper
- A soft board
- 4 optical pins
- 4 thumb pins
- A triangular prism

Proceed as follows

(c) (i) Firmly fix the plain sheet of paper on the softboard using the thumb pins and place the prism near the centre of the paper. Trace the outline of the prism using a pencil.

(ii) Remove the prism from the outline and label the vertices of the outline PQ and R.

On the side QR mark a point and draw a normal OZ at this point. Measure an angle of  $20^\circ$  from the normal and draw a line along this angle as shown in figure 3.

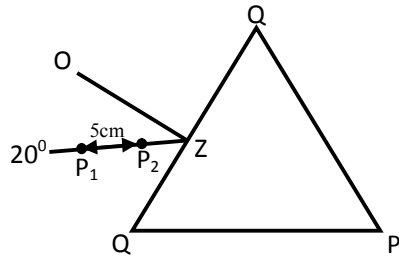


Figure 3

(d) Replace the prism on the outline and fix pins  $P_1$  and  $P_2$  on the  $20^\circ$  line at a distance of 3cm from each other.

View the images of the pins  $P_1$  and  $P_2$  through side PR and fix other pins  $P_3$  and  $P_4$  so that all the pins appear on one line. Remove the prism and draw a line to pass through the holes made by pins  $P_3$  and  $P_4$  extend the line into the outline as shown in figure 3. Also extend the  $20^\circ$  line so that the two lines cross each other. Determine angle  $\theta$  and record in the table below.

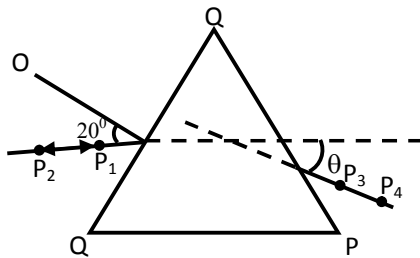



Figure 4

(e) Repeat the procedure and complete the table below.

Angle I ( $^\circ$ )	20	30	40	50	60	70
Angle $\theta$						

(f) On the grid provided plot a graph of angle  $\theta$  against angle  $i$

(5 Marks)



(g) Use your graph to determine the highest value  $H_{\max}$  of angle  $\theta$   $H_{\max} =$

(2 Marks)

.....

.....

.....

.....

(h) Determine the constant R for the glass prism from the formula.

(3 Marks)

$$R = \frac{\cos 4\theta}{\sin^2 \left(16 + \frac{H_{\max}}{3}\right)}$$

.....

.....

.....

**MBOONI WEST SUB - COUNTY JOINT EVALUATION TEST 2014**  
**232/3**  
**PHYSICS**  
**PAPER 3**  
**MARKING SCHEME**

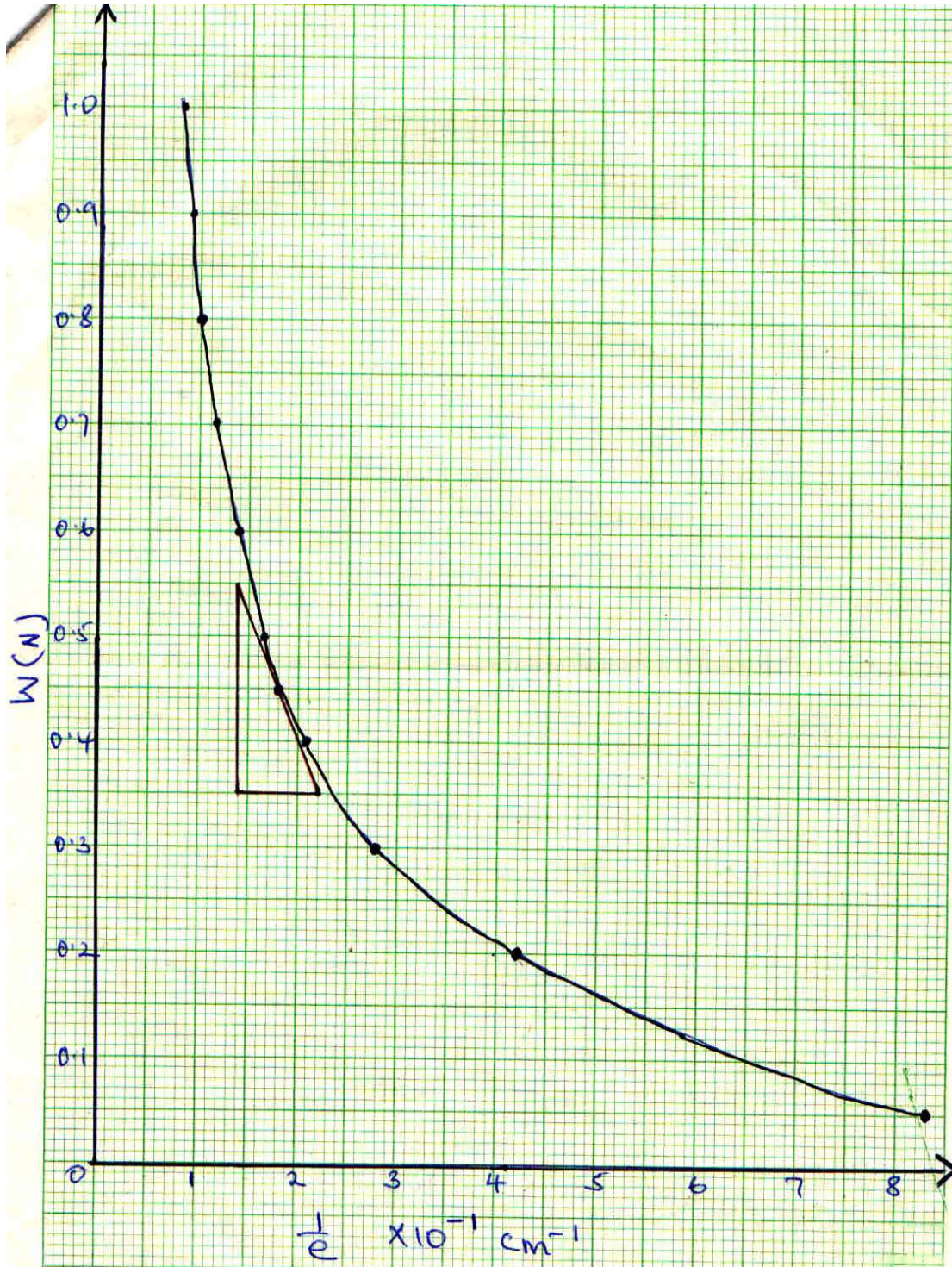
**QUESTION 1**

- a)  $N=83\checkmark 1$   
 b)  $D=0.0116M(4d.p)\checkmark 0.0002\checkmark 1$   
 c)  $d=6.3 \times 10^{-4}m\checkmark 1$   
 d)  $N = \frac{0.4D}{dm}\checkmark 1/2$   
 $M = \frac{0.4D}{dN} = \frac{0.4 \times 0.0116}{6.3 \times 10^{-4} \times 83}\checkmark 1 = 0.0887\checkmark 1/2(4d.p)$   
 e)  $L_0=50.0$   
 f)

1mk	W(N)	0	0.01	0.02	0.03	0.04	0.05	0.6	0.7	0.8	0.9	1N
1mk	L(cm)	50	51.2	52.4	53.6	54.8	56.0	57.2	58.4	59.6	60.8	62.0
2mk	e(CM)	0	1.2	2.4	3.6	4.8	6.0	7.2	8.4	9.6	10.8	12.0
2mk	$\frac{1}{e}cm^{-1}$	0	0.8333	0.4166	0.2777	0.2083	0.1666	0.1389	0.1190	0.1042	0.0926	0.0833

- g) Axes= $1/2mk$  well labelled unit a must.  
 Scale= $1/2mk$  appropriate scale  
 Plots=2mks 8-11 plots correctly plotted  
 4-7 correctly plotted 1mk  
 Less than 4 - 0mks  
 Smooth curve -1mk  
 h) Slope= $\frac{5.5}{2.2} - \frac{3.5}{1.4} = \frac{2.0}{0.8} = 2.5NCM$   
 $T = \frac{mx(5+60)^2}{-255}\checkmark$   
 $= \frac{0.0887x(2.5+60)^2}{-255}\checkmark$   
 $T = 1.3588N^2CM^2\checkmark$





**QUESTION 2**

b)

- i)  $EP = 10.0 \text{ cm} \pm 0.2 \checkmark 1$
- ii)  $EI = 5.2 \pm 0.2 \checkmark$
- iii)  $N = \frac{EP0}{EI} = \frac{10}{5.2} = 1.923$
- iv) Refractive index

v)

20	30	40	50	60	70
46	48	50	45	45	41

- c) Axes-1mk-well labelled  
 Scale-1mk-appropriate scale  
 Plots-5-6 plots-2mks  
     3-4plots-1mk  
     0-2     -0mk

Two extrapolated lines-straight lines-1mk

d)  $H_{max}=50.95\text{cm}$

e) 
$$R = \frac{\cos 40}{\sin^2(16 + \frac{H_{max}}{3})} \sqrt{1/2}$$

$$= \frac{0.7660}{\sin^2(16 + \frac{50.95}{3})} \sqrt{1} = \frac{0.7660}{\sin^2(32.98)} \sqrt{1/2}$$

$$= \frac{0.7660}{0.29629} \sqrt{1/2} = 2.5853(\text{at least 4d.p.}) \sqrt{1/2}$$

