



**442/1 – ART AND DESIGN – Paper 1**

**Nov. 2017 – 1½ hours**

Name ..... Index Number .....

Candidate's Signature ..... Date .....

**Instructions to candidates**

1. Write your name and index number in the spaces provided above.
2. Sign and write the date of examination in the spaces provided above.
3. This paper consists of **three** sections: **A, B** and **C**.
4. Answer **all** the questions in sections **A** and **B**.
5. Answer any **one** question from section **C**.
6. Answers to **all** the questions must be written in the spaces provided.
7. Where drawings and diagrams are appropriate, they should be included within the text of your answers.
8. **This paper consists of 13 printed pages.**
9. **Candidates should check the question paper to ascertain that all the pages are printed as indicated and that no questions are missing.**
10. **Candidates should answer the questions in English.**

**For Examiner's Use Only**

Section	Questions	Maximum Score	Candidate's Score
A	1	20	
B	2	05	
	3	05	
	4	05	
	5	05	
	6	05	
C		15	
<b>Total Score</b>		<b>60</b>	



**SECTION A (20 marks)**

*Answer all the questions in this section in the spaces provided.*

1. (a) Study the artwork below



- (i) Identify the most prominent element used in the artwork. (1 mark)

.....

.....

.....

.....

- (ii) State **two** uses of the element mentioned in (i) above. (1 mark)

.....

.....

.....

.....



(b) (i) Outline **two** functions of traffic signs. (2 marks)

.....

.....

.....

.....

.....

(ii) Traffic signs are colour coded to guide road users; explain the meaning of each of the following colours as used in the signs:

Blue; brown. (2 marks)

.....

.....

.....

.....

.....

.....

(c) Describe stippling as a process in art. (1 mark)

.....

.....

.....

(d) Define a thumbnail in art and state its role. (2 marks)

.....

.....

.....

.....



(e) Describe the term prototype as applied in design. (2 marks)

.....

.....

.....

.....

.....

.....

(f) Outline the symbolic meaning of the following colours;

(i) Black. (1 mark)

.....

.....

.....

(ii) Grey. (1 mark)

.....

.....

.....

(iii) Red. (1 mark)

.....

.....


.....



(g) What is a colossal statue? (2 marks)

.....  
.....  
.....

(h) Identify **two** techniques that were used to decorate the pottery article below. (2 marks)



.....  
.....  
.....

(i) Name the tool that is used in jewellery making to secure a clasp on one end of a beading wire. (1 mark)

.....  
.....

(j) State the function of a beater in weaving. (1 mark)


.....  
.....  
.....



**SECTION B (25 marks)**

*Answer all the questions from this section in the spaces provided.*

2. In the space provided below make a quick sketch of a torn sports shoe. (5 marks)



A large empty rectangular box provided for the student to draw a quick sketch of a torn sports shoe. A faint watermark, <http://atikaschool.org>, is visible diagonally across the box.



3. (a) What is corporate identity? (1 mark)

.....  
.....  
.....  
.....

(b) List and analyse **four** basic corporate identity elements. (4 marks)

.....  
.....  
.....  
.....  
.....  
.....  
.....  
.....  
.....  
.....

<http://atikaschool.org>



4. (a) (i) Name the intaglio printmaking process that is used to create tonal prints. (1 mark)

.....  
.....  
.....

(ii) Describe the intaglio printing technique. (2 marks)

.....  
.....  
.....  
.....  
.....  
.....  
.....

(b) Write the word **APEX** as it would appear in a linoleum block for printing. (2 marks)

.....

<http://atikaschool.org>






5. (a) (i) What is balance? (1 mark)

.....  
.....  
.....  
.....

(ii) Identify and describe the type of balance portrayed in the artwork below. (2 marks)



.....  
.....  
.....  
.....

(b) Explain the importance of a viewfinder in art. (2 marks)

.....  
.....  
.....  
.....  
.....



6. (a) Contrast between a selvedge and raw edge of a woven fabric. (2 marks)

.....  
.....  
.....  
.....

(b) Identify **two** characteristics and **two** uses of an open work weave. (3 marks)

.....  
.....  
.....  
.....  
.....  
.....  
.....  
.....  
.....  
.....  
.....  
.....  
.....  
.....  
.....  
.....  
.....  
.....  
.....  
.....

<http://aiikaschool.org>



## SECTION C (15 marks)

Answer any **one** question from this section.

Write your answers in the space provided after **question 9**.

7. Analyse the artwork below and;



- (a) State the importance of critique in art? (3 marks)
- (b) Critique the artwork using the **four** components of artistic criticism. (12 marks)

8. The illustration below is a clay vase.



Discuss the **steps** of making the vase in slab technique using a template and a hump round mould. (15 marks)



