

29.26.2 Music Paper 2 (511/2)

511/2
MUSIC
Paper 2
Oct./Nov. 2008

THE KENYA NATIONAL EXAMINATIONS COUNCIL
Kenya Certificate of Secondary Education
MUSIC
AURAL TESTS
Paper 2

This is the official recording of the Aural Tests of the Kenya Certificate of Secondary Education Music Examination for the year 2008.

You may write your answers to each test at any stage and you may use either pencil or ink.
Write all your answers on the manuscript paper provided.
The test will begin in 15 seconds.

TEST ONE: RHYTHM ON MONOTONE

1 (a) Drum Rhythm

You are to write on monotone the rhythm of the following repetitive drum pattern.
You are required to add time signature and bar lines and also group the notes.
The rhythm pattern will be played four times.

Here is the crotchet pulse followed by the first play through.
(Pause 2 seconds)



(Pause 3 seconds)



(Silence: 30 seconds)
Here is the second play through
(Silence: 30 seconds)
Here is the third play through
(Silence: 30 seconds)
And now, the fourth and last play through.
(Silence: 60 seconds)

(8 marks)

Test 1(b)

Rhythm of a melody in simple time.

You are to write the rhythm of this melody on monotone, adding the time signature.

It begins on the first beat of the bar.


The melody will be played four times.

Here is the crotchet pulse followed by the first play through.

(Pause: 2 seconds)



(Pause 30 seconds)



(Silence: 30 seconds)

Here is the second play through

(Silence: 30 seconds)

Here is the third play through

(Silence: 30 seconds)

And now, the fourth and last play through.

(Silence: 60 seconds)


Test 1 (c)

Rhythm of a melody in compound time.

You are to write the Rhythm of a melody in compound time. It begins on the first beat of the bar. The melody will be played four times.

Here is the dotted crotchet pulse followed by the first play through.

(Pause: 2 seconds)



(Silence: 30 seconds)

Here is the second play through

(Silence: 30 seconds)

Here is the third play through

(Silence: 30 seconds)

And now, the fourth and last play through

(Silence: 60 seconds)

TEST TWO: MELODY

Test 2 (a): Melody in a major key

You are to write the following melody in the key of C major. The melody will be played through once, then the first phrase will be played twice and the second phrase twice. Finally the whole melody will be played right through once again. Write the treble clef and the key signature of C major now.

(silence: 10 seconds)

The melody is $\frac{6}{8}$ time. Write the time signature now.

(silence: 10 seconds)

The melody begins on the last beat of the bar. Here is the crotchet pulse.


(Pause: 2 seconds)



Here is the tonic chord of C major and the key note followed by the whole melody.

(Pause: 2 seconds)

(Pause: 2 seconds)



And now, here is the tonic chord and key-note again followed by the first phrase.

(Silence: 40 seconds)

Here is the first phrase again.

(Silence: 40 seconds)

Now here is the keynote and the second phrase.

(Silence: 40 seconds)

Here is the second phrase again.

(Silence: 40 seconds)

Finally here is the tonic chord followed by the whole melody.

(Silence: 60 seconds)

Test 2 (b) Melody in a Minor key

You are to write the following melody in the key of D minor. The melody will be played through once, then the first phrase will be played twice and the second phrase twice. Finally the whole melody will be played right through once again. Write the treble clef and the key signature of D minor.

(Silence: 10 seconds)

The melody is in $\frac{4}{4}$ time. Write the time signature now.


(Silence: 10 seconds)

The melody begins on the first beat of the bar. Here is the crotchet pulse.

(Pulse: 2 seconds)



Here is the tonic chord of D minor and the key note followed by the whole melody.
(Pause: 2 seconds)



(Silence: 10 seconds)

And now, here is the tonic chord and key-note again, followed by the first phrase.
(Silence: 40 seconds)

Here is the first phrase again
(Silence: 40 seconds)

Now here is the keynote and the second phrase.
(Silence: 40 seconds)

Here is the second phrase again.
(Silence: 40 seconds)


Finally, here is the tonic chord and the keynote, followed by the whole melody.
(Silence: 60 seconds)

TEST 3: INTERVALS

Two intervals will be sounded harmonically. Each interval will be sounded twice. You are to describe each of the intervals.

(Pause: 2 seconds)

- (i) Here is the first interval.

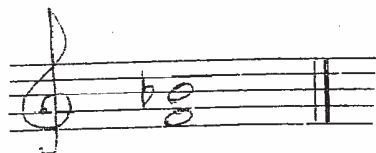


(Silence: 20 seconds)

Here is the first interval again

(Silence: 20 seconds)

- (ii) Here is the second interval.
(Silence: 20 seconds)





Here is the second interval again.
(Silence: 20 seconds)

TEST 4: CADENCES

There are four cadences in this passage which will be played with a pause at each cadential point. You are required to name the cadences in the order in which they occur in the passage.

Here is the tonic chord followed by the first play through.

(Pause: 2 seconds)



(Silence: 15 seconds)

Here is the second play through.

(Silence: 15 seconds)

Here is the third play through

(Silence: 15 seconds)

And finally the fourth and last play through

(Silence: 20 seconds)

TEST FIVE: MODULATION

Test 5(a)

The following melody is in the key of F major. It modulates once away from the tonic key. You are required to name the key to which the melody modulates before returning to the tonic. The melody will be played three times.

Here is the tonic chord of F major followed by the first play through.



(Silence: 15 seconds)

Here is the second play through.

(Silence: 15 seconds)

And now the third and final play through.

Test 5 b

The following melody is in key of G minor. The melody modulates once away from the tonic key. You are required to name the key to which the melody modulates before returning to the tonic. The melody will be played three times. Here is the tonic chord of G minor, followed by the first play through.

(Pause 2 seconds)

The musical notation consists of three staves. The first staff is a melody in G minor (one flat) with a 6/8 time signature. The second staff shows a tonic chord of G minor (Bb, D, F) in treble clef. The third staff shows the continuation of the melody, ending with a double bar line.

(Silence: 15 seconds)

Here is the second play through

(Silence: 15 seconds)

And now, the third and final play through.

(Silence: 30 seconds)

That is the end of the Aural test of the Kenya Certificate of Secondary Education. Music examination for the year 2008.

You now have three minutes in which to check your answers before handing in your paper.